

SPECIFICATION FOR APPROVAL

Customer : _____
Description EC FAN
Customer Part No: _____ REV: _____
Fulltech Model No: UF-T15PBPB0AM1D4AN REV: 01
Issue Date: MAY.08.24

PLEASE SEND ONE COPY OF THIS SPECIFICAITON BACK AFTER YOU
SIGNED APPROVAL FOR PRODUCTION PRE-ARRANGMENT.

APPROVED BY:

DATE:

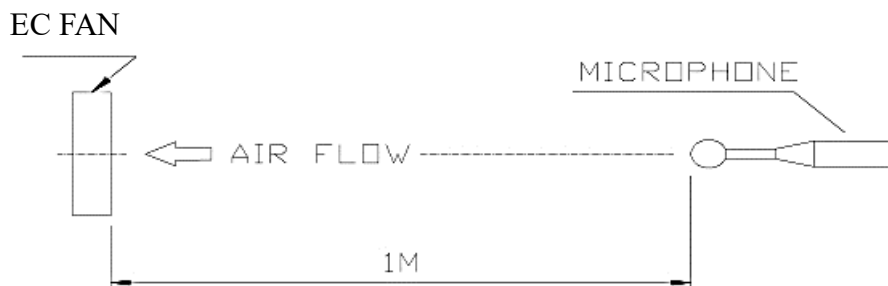
FULLTECH ELECTRIC CO., LTD
NO.31, NEI-SHI ROAD, LU-CHU DISTRICT 33852,
TAOYUAN CITY, TAIWAN, R.O.C.
TEL: 886-3-3246161
FAX: 886-3-3245596

SPECIFICATIONS

| ITEM | MODEL | UF-T15PBPB0AM1D4AN | |
|--------------------------------|--------------|---|--------------------------|
| VOLTAGE RANGE | | AC 103 to 253 V (50/60Hz) | |
| RATED VOLTAGE | | AC 115V (50/60Hz) | AC 230V (50/60Hz) |
| SPEED(RPM) | | 3000 RPM±10% | 3000 RPM±10% |
| RATED CURRENT | | 0.250 A±15% | 0.14 A±15% |
| RATED INPUT | | 17 W±15% | 17 W ±15% |
| LOCKED CURRENT | | 0.180 A±15% | 0.110 A ±15% |
| MAX. AIR VOLUME | | 220±10% CFM | 220±10% CFM |
| MAX. STATIC PRESSURE | | 0.70±10% inH2O | 0.70±10% inH2O |
| OPERATING TEMP. | | -20°C ~ +60°C | |
| MAX. OPERATING HUMIDITY | | 85% | |
| STORAGE TEMP. | | -30°C ~ + 75°C (Non-condensing) | |
| ROTATING DIRECTION | | ANTI-CLOCKWISE DIRECTION | |
| BLOWING DIRECTION | | EXHAUST OVER STRUTS | |
| INSULATION RESISTANCE | | DC 500 V 10M Ω | |
| DIELECTRIC STRENGTH | | AC 1800V / 1SEC | |
| NOISE | | 44 (Max.49) dB | |
| SAFETY PROTECTION | | ELECTRONICALLY-PROTECTED | |
| INSULATION GRADE | | CLASS A | |
| BEARING | | BALL BEARING | |
| LIFE EXPECTANCY | | 50000 HOURS (40°C) | |
| FRAME MATERIAL | | ALUMINUM (ADC-12) | |
| IMPELLER | | PLASTIC 94V-0 PBT COVERING GLASS FIBER | |
| DIMENSION | | 172*150*51mm | |
| WEIGHT | | 0.7 KG | |

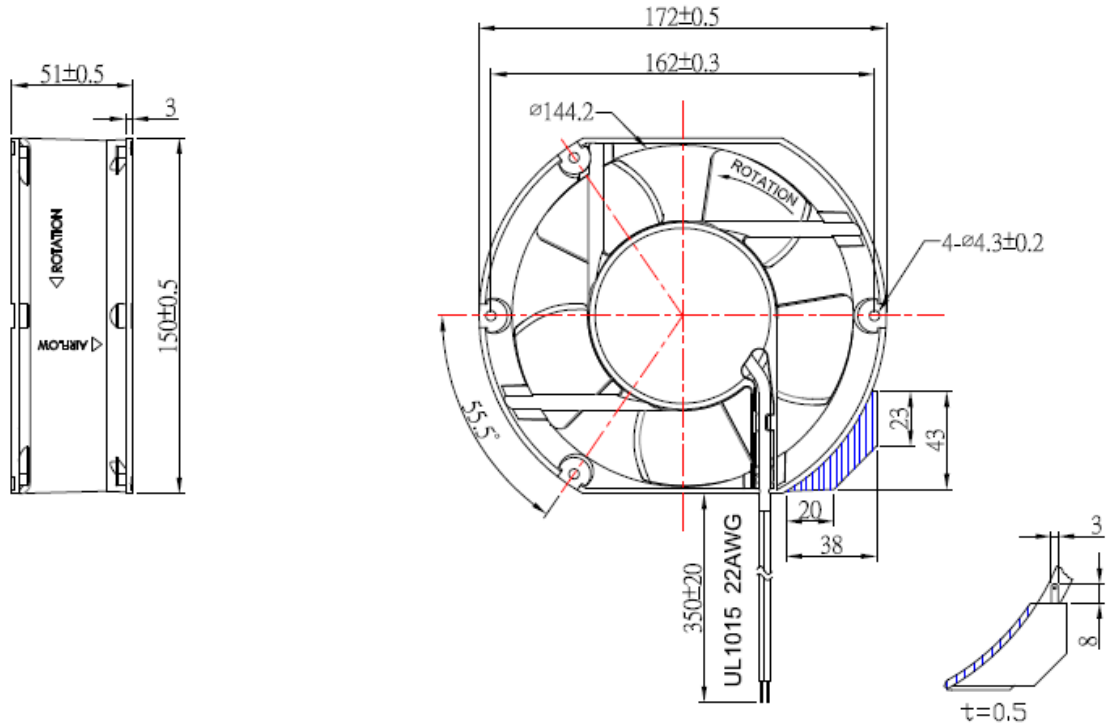
NOTES:

1. ALL READINGS ARE MEASURED AFTER STABLY WARMING UP THROUGH 30 MINUTES.
2. STANDARD AIR PROPERTY IS AIR AT (Td) 25°C TEMPER ATURE, (RH) 65% RELATIVE HUMIDITY , AND (Pb) 760 mmHg BAROMETRIC PRESSURE.
3. ACOUSTICAL NOISE MEASURING CONDITION:



4. NOISE IS MEASURED AT RATED VOLTAGE IN FREE AIR IN A SEMI-ANECHOIC CHAMBER WITH A & D SOUND LEVEL METER WITH MICROPHONE AT A DISTANCE OF ONE METER FROM THE FAN INTAKE.

PRODUCT DRAWING



Terminal or Lead Wire Type

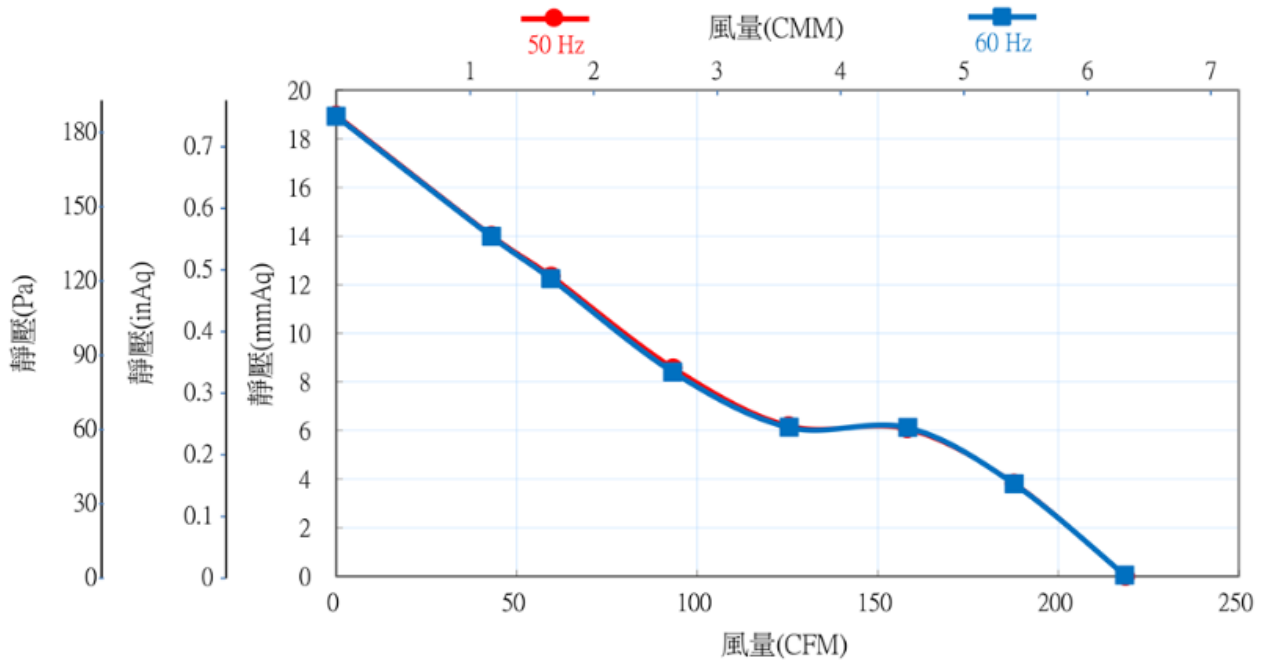
MODEL: T15PBPB

AIR FLOW-STATIC PRESSURE CURVE

品名：軸流扇

測試日期：2022/8/9

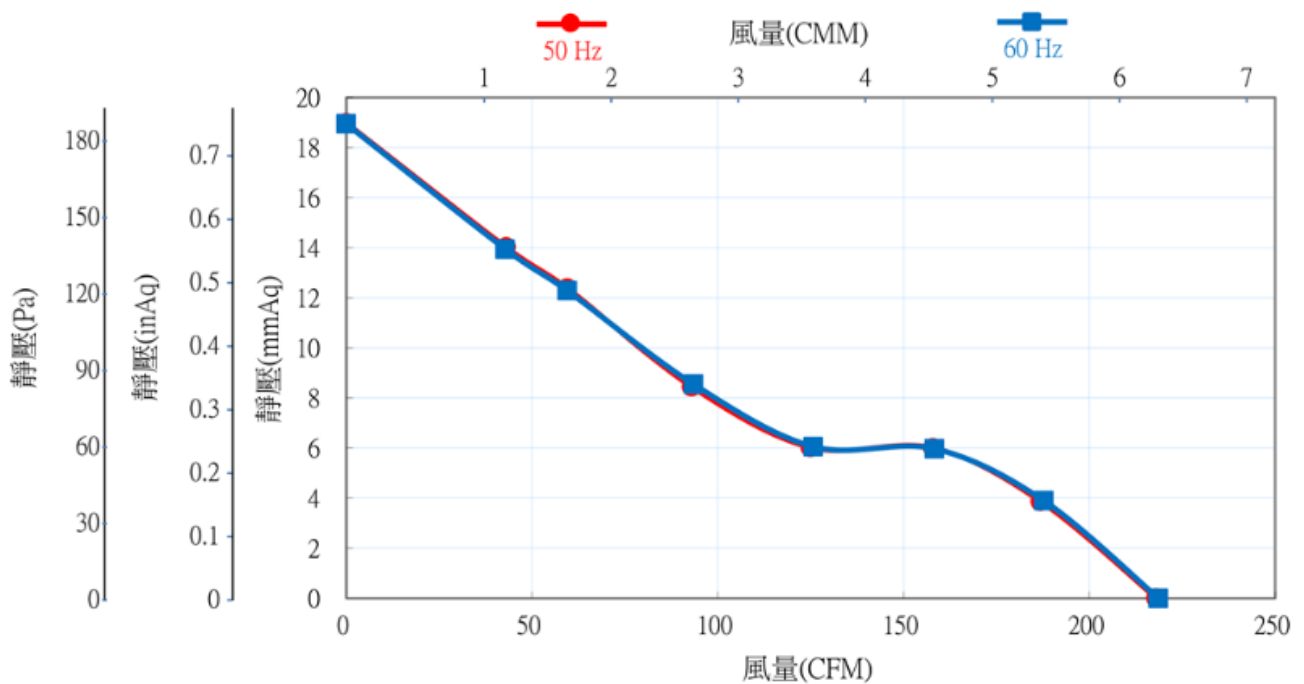
規格：UF - T15PBPB11MID4A



品名：軸流扇

測試日期：2022/8/9

規格：UF - T15PBPB23MID4A



Operating Manual

1. SAFETY REGULATIONS AND INFORMATION

- Read following operating instructions carefully before starting work on the device. Observe the following warnings to prevent machine malfunctions or danger to persons.
- These operating instructions maybe duplicated and distributed to inform about the potential dangers.

1.1 Staff Qualifications

- The device may only be transported, unpacked, installed, operated, maintained and otherwise used by qualified, trained and authorized technical staff.
- Authorized specialists are preferred to install the device with the electrical installation and carry out the test run.

1.2 Basic safety rules

- Please make sure the product is being installed and used in compliance with all safety standards.
- The locally applicable industrial safety regulations are always to be observed when working on the device.
- Please handle and install the product with caution. Hit or drop the product may cause possible damage.
- Please do not damage the product, especially the coil or lead wires during the installation, which may cause the possible smoke or fire.
- Fulltech Electric Co., Ltd.'s product warranty will not extend if your application exceeds the limitation of product specification.

1.3 Mechanical movement

- Risk of injury to body parts if coming into contact with the rotor or the impeller.
- Secure the device against accidental contact
- Before working on the system/machine, wait till all parts come to a standstill.
- Fulltech recommends to protect the fan from exposure to outside elements, such as dust,

condensation, humidity or insects. Exposure of this fan to outside elements such as dust, condensation, humidity or insects may effect the fan performance and cause the safety concern.

1.4 Transportation

- Transport the fan in its original packaging is preferred.

1.5 Storage

- Please follow the requirement on product specification for fan storage. Make sure that fan will dry and clean and free from vibration.
- Please “do not” store the fan in a high humidity environment. If this fan is stored over 6 months, Fulltech suggests functional testing before using.

1.6 Warranty

- This fan is warranted against all defects which are proved to be fault in our workmanship and material for one year from the date of our delivery.
- The sole responsibility under the warranty shall be limited to the repair of the fan or the replacement thereof, at Fulltech’s sole discretion.
- Fulltech will not be responsible for the failures of it’s fan due to improper handling misuse or the failure to follow specification or instruction for use.
- Fulltech will not be responsible for any consequential damage to the customer’s equipment as a result of any fans proven to be defective.